

# Grain Market Review

(As of Friday, September 11, 2009)

Alan R. May

Extension Grain Marketing Specialist  
South Dakota State University

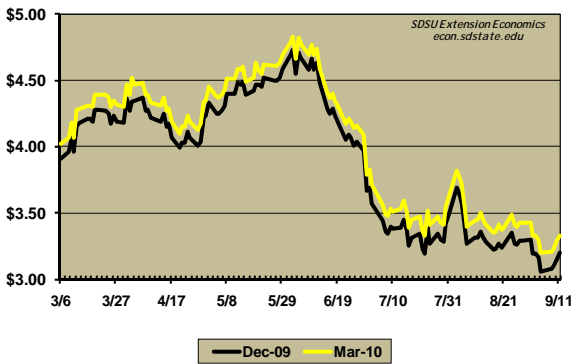
## CORN

Chicago CORN Futures			
Futures Month	This Week	Last Week	Week's Change
Sep	315	300	15
Dec	320	306	14
Mar	333	320	13
May	343	329	14
Jul	351	338	13
Sep	359	347	12
Dec	371	357	14

South Dakota Cash Corn			
	This Week	Last Week	Change
Cash bids	243-292	237-316	
Ave. price	271	272	-1

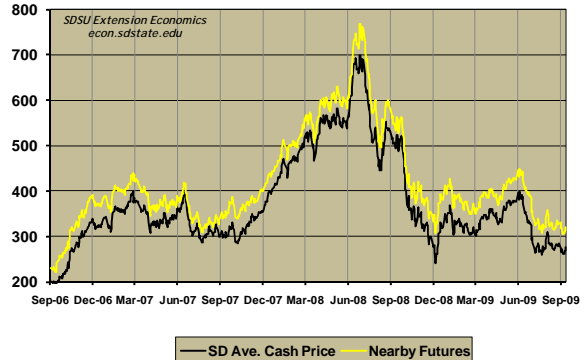
Other crops	S.D. Ave.
Sunflower	1187
Oats	168
Milo	226
Millet	548

Daily CORN Futures  
Chicago Board of Trade



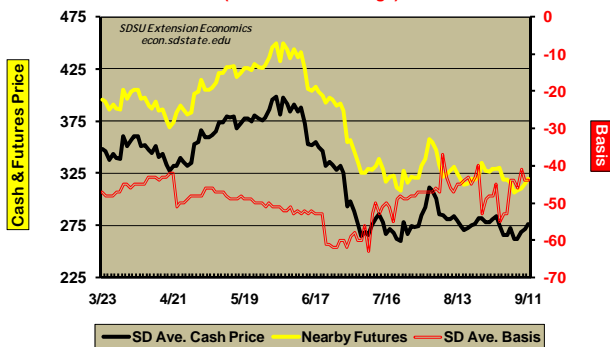
CORN

SD Daily Ave. Cash v. Nearby Futures  
(September 2006 - Present time)



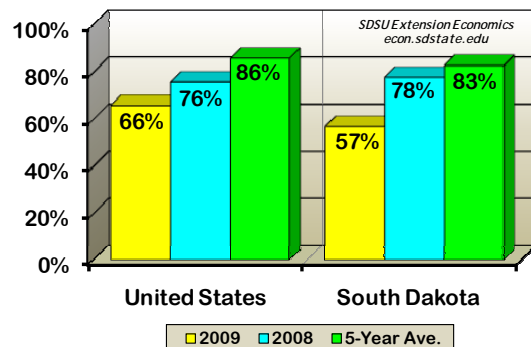
CORN

Daily Cash - Futures - Basis  
(South Dakota Average)



Corn: % Dented

(as of September 13, 2009)



Source: USDA - National Agricultural Statistics Service

The South Dakota average price for corn late this past week was \$2.71 per bushel, one cent lower than a week ago.

USDA's monthly supply and demand numbers from the most recent World Agricultural Supply and Demand Estimates report are summarized in a file that is linked below. For complete details, simply click on the link entitled, "Corn Supply and Demand."

Corn basis data and cash corn price data for various regions of South Dakota is available by connecting with a link at the bottom of this page. To access the charts showing the corn basis and cash prices for your region of the state, just click on the link entitled "Cash corn price and basis charts". This basis information is compiled by the Economics Department at South Dakota State University.

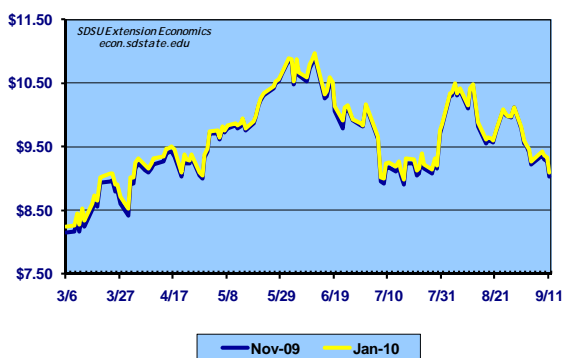
# SOYBEANS

<b>Chicago SOYBEAN Futures</b>			
Futures Month	This Week	Last Week	Week's Change
Nov	903	922	-19
Jan	910	927	-17
Mar	915	928	-13
May	917	927	-10
Jul	921	930	-9
Aug	917	925	-8

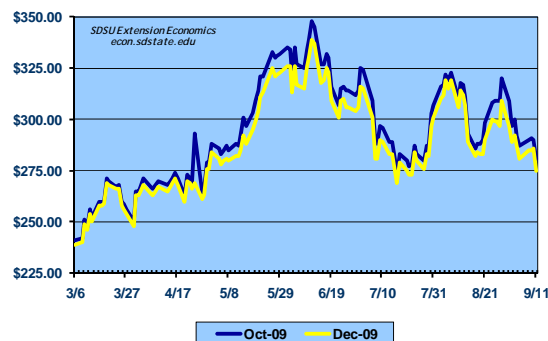
<b>South Dakota Cash Soybeans</b>			
	This Week	Last Week	Change
Cash bids	837-1021	866-1081	
Ave. price	901	970	-69

Other crops	S.D. Ave.
Sunflower	1187
Oats	168
Milo	226
Millet	548

**Daily SOYBEAN Futures**  
Chicago Board of Trade



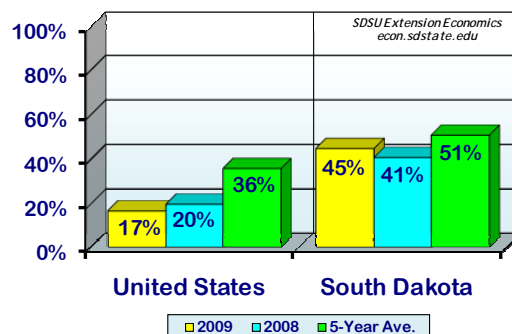
**Daily SOYBEAN MEAL Futures**  
Chicago Board of Trade



**SOYBEANS**  
SD Daily Ave. Cash v. Nearby Futures  
(September 2006 - Present time)



**Soybeans: % Dropping Leaves**  
(as of September 13, 2009)



Source: USDA - National Agricultural Statistics Service

The South Dakota average price for soybeans late this past week was \$9.01 per bushel, 69 cents lower than a week ago.

USDA's monthly supply and demand numbers from the most recent World Agricultural Supply and Demand Estimates report are summarized in a file that is linked below. For complete details, simply click on the link entitled, "Soybean Supply and Demand."

Soybean basis data and cash soybean price data for various regions of South Dakota is available by connecting with a link at the bottom of this page. To access the charts showing the soybean basis and cash prices for your region of the state, just click on the link entitled "Cash soybean price and basis charts". This basis information is compiled by the Economics Department at South Dakota State University.

# WHEAT

<b>Minneapolis WHEAT Futures</b>			
Futures Month	This Week	Last Week	Week's Change
Sep	475	483	-8
Dec	494	499	-5
Mar	511	516	-5
May	522	528	-6
Jul	534	540	-6

<b>Chicago WHEAT Futures</b>			
Futures Month	This Week	Last Week	Week's Change
Sep	442	444	-2
Dec	467	472	-5
Mar	487	491	-4
May	499	504	-5
Jul	511	515	-4

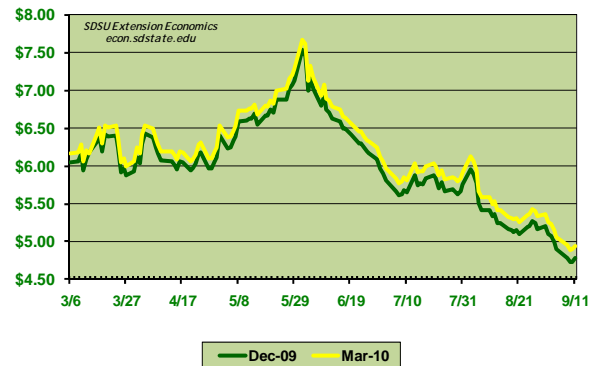
<b>Kansas City WHEAT Futures</b>			
Futures Month	This Week	Last Week	Week's Change
Sep	467	477	-10
Dec	478	490	-12
Mar	494	506	-12
May	506	517	-11
Jul	517	529	-12

<b>South Dakota Cash Spring Wheat</b>			
	This Week	Last Week	Change
Cash bids	364-488	381-484	
Ave. price	440	443	-3

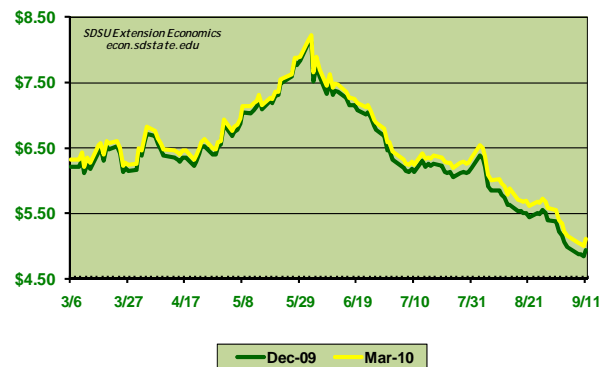
<b>South Dakota Cash Winter Wheat</b>			
	This Week	Last Week	Change
Cash bids	324-450	356-450	
Ave. price	383	407	-24

Other crops	S.D. Ave.
Sunflower	1187
Oats	168
Milo	226
Millet	548

**Daily WINTER WHEAT Futures**  
Kansas City Board of Trade



**Daily SPRING WHEAT Futures**  
Minneapolis Grain Exchange



**SPRING WHEAT**  
SD Daily Ave. Cash v. Nearby Futures  
(September 2006 - Present time)



**WINTER WHEAT**  
SD Daily Ave. Cash v. Nearby Futures  
(September 2006 - Present time)



The South Dakota average price for spring wheat late this past week was \$4.40 per bushel, 3 cents lower than a week ago.

The South Dakota average price for winter wheat last this past week was \$3.83 per bushel, 24 cents lower than a week ago.

USDA's monthly supply and demand numbers from the most recent World Agricultural Supply and Demand Estimates report are summarized in a file that is linked below. For complete details, simply click on the link entitled, "Wheat Supply and Demand."

Wheat basis data and cash wheat price data for various regions of South Dakota is available by connecting with a link at the bottom of this page. To access the charts for your region of the state, just click on the links entitled "Spring wheat cash and basis charts" and "Winter wheat cash and basis charts". This basis information is compiled by the Economics Department at South Dakota State University.