

# Grain Market Review

(As of Friday, August 28, 2009)

*Alan R. May*  
**Extension Grain Marketing Specialist**  
**South Dakota State University**

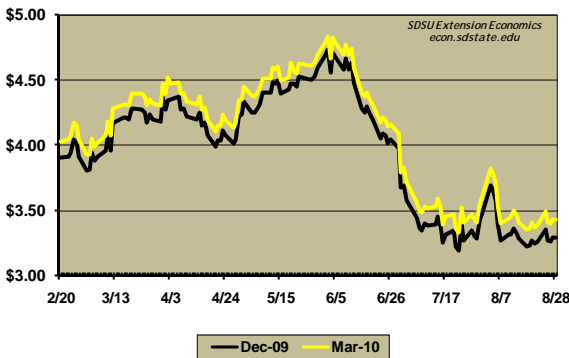
## CORN

<b>Chicago CORN Futures</b>			
Futures Month	This Week	Last Week	Week's Change
Sep	321	322	-1
Dec	329	326	3
Mar	343	339	4
May	351	349	2
Jul	360	358	2
Sep	369	366	3
Dec	378	376	2

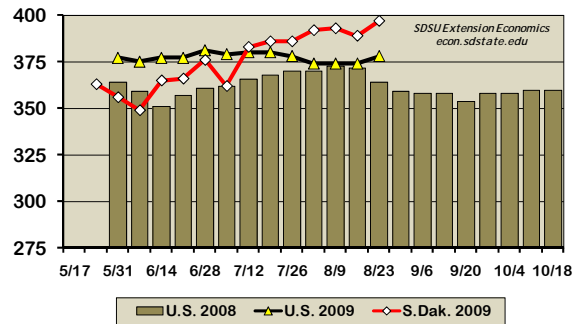
<b>South Dakota Cash Corn</b>			
	This Week	Last Week	Change
Cash bids	245-306	249-299	
Ave. price	281	276	5

Other crops	S.D. A ve.
Sunflower	1252
Oats	180
Milo	226
Millet	548

**Daily CORN Futures**  
Chicago Board of Trade

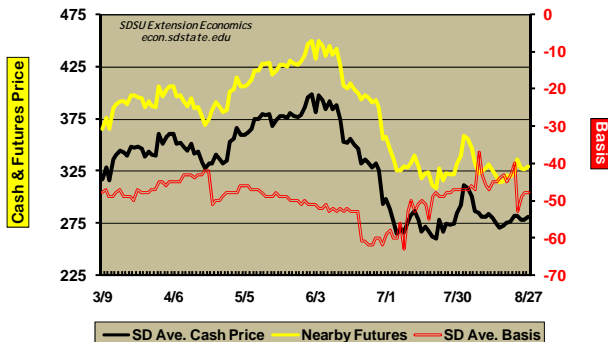


**CORN: Crop Condition Index**  
(as of August 23, 2009)

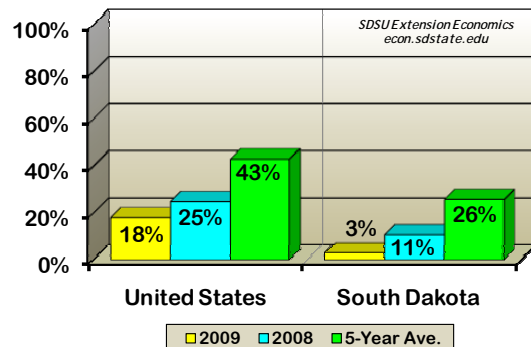


Source: USDA - National Agricultural Statistics Service

**CORN**  
Daily Cash - Futures - Basis  
(South Dakota Average)



**Corn: % Dented**  
(as of August 23, 2009)



Source: USDA - National Agricultural Statistics Service

The South Dakota average price for corn late this past week was \$2.81 per bushel, 5 cents higher than a week ago.

USDA's monthly supply and demand numbers from the most recent World Agricultural Supply and Demand Estimates report are summarized in a file that is linked below. For complete details, simply click on the link entitled, "Corn Supply and Demand."

Corn basis data and cash corn price data for various regions of South Dakota is available by connecting with a link at the bottom of this page. To access the charts showing the corn basis and cash prices for your region of the state, just click on the link entitled "Cash corn price and basis charts". This basis information is compiled by the Economics Department at South Dakota State University.

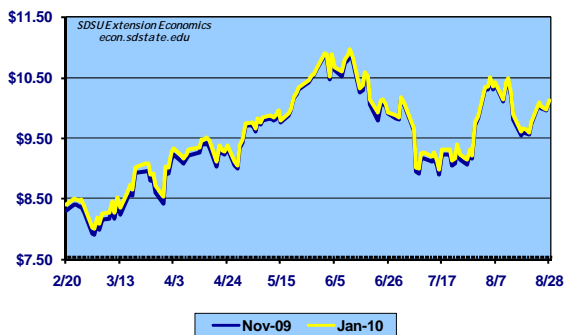
# SOYBEANS

<b>Chicago SOYBEAN Futures</b>			
Futures Month	This Week	Last Week	Week's Change
Sep	1136	1023	113
Nov	1011	973	38
Jan	1012	976	36
Mar	1007	975	32
May	999	970	29
Jul	1000	976	24

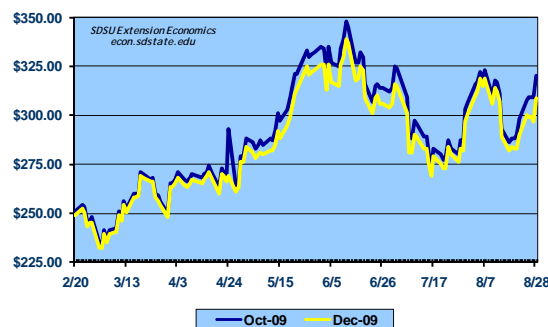
<b>South Dakota Cash Soybeans</b>			
	This Week	Last Week	Change
Cash bids	936-1135	897-1039	
Ave. price	1075	996	79

Other crops	S.D. Ave.
Sunflower	1252
Oats	180
Milo	226
Millet	548

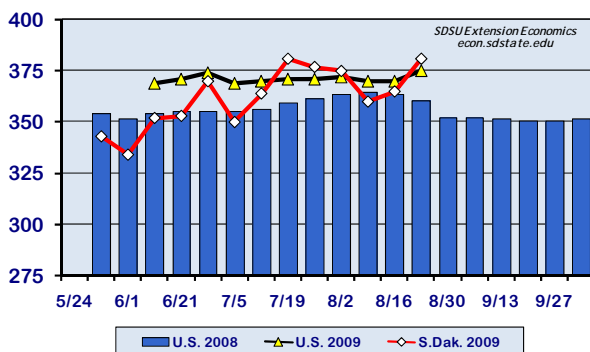
**Daily SOYBEAN Futures**  
Chicago Board of Trade



**Daily SOYBEAN MEAL Futures**  
Chicago Board of Trade

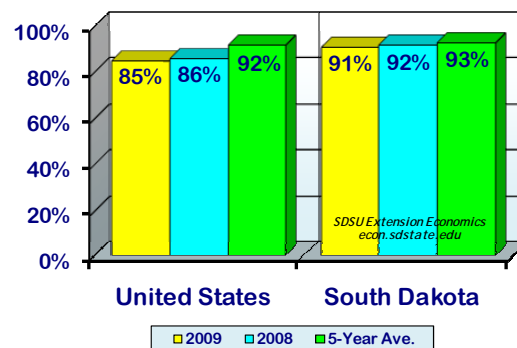


**SOYBEANS: Crop Condition Index**  
(as of August 23, 2009)



Source: USDA - National Agricultural Statistics Service

**Soybeans: % Setting Pods**  
(as of August 23, 2009)



Source: USDA - National Agricultural Statistics Service

The South Dakota average price for soybeans late this past week was \$10.75 per bushel, 79 cents higher than a week ago.

USDA's monthly supply and demand numbers from the most recent World Agricultural Supply and Demand Estimates report are summarized in a file that is linked below. For complete details, simply click on the link entitled, "Soybean Supply and Demand."

Soybean basis data and cash soybean price data for various regions of South Dakota is available by connecting with a link at the bottom of this page. To access the charts showing the soybean basis and cash prices for your region of the state, just click on the link entitled "Cash soybean price and basis charts". This basis information is compiled by the Economics Department at South Dakota State University.

# WHEAT

<b>Minneapolis WHEAT Futures</b>			
Futures Month	This Week	Last Week	Week's Change
Sep	521	532	-11
Dec	540	544	-4
Mar	559	561	-2
May	569	572	-3
Jul	579	580	-1

<b>Chicago WHEAT Futures</b>			
Futures Month	This Week	Last Week	Week's Change
Sep	467	460	7
Dec	495	487	8
Mar	515	507	8
May	528	519	9
Jul	540	532	8

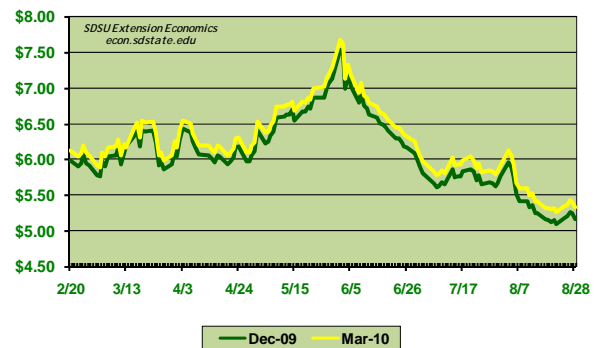
<b>Kansas City WHEAT Futures</b>			
Futures Month	This Week	Last Week	Week's Change
Sep	500	494	6
Dec	517	510	7
Mar	533	526	7
May	544	537	7
Jul	556	549	7

<b>South Dakota Cash Spring Wheat</b>			
	This Week	Last Week	Change
Cash bids	435-501	443-513	
Ave. price	477	484	-7

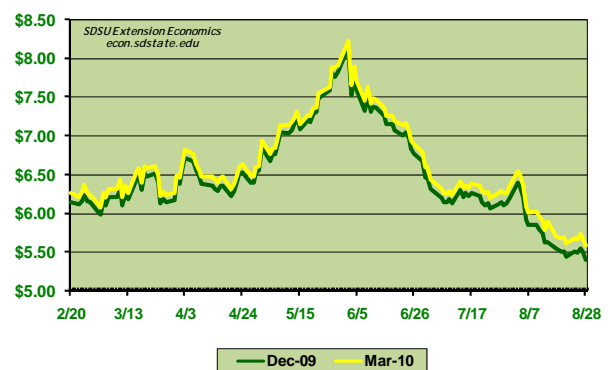
<b>South Dakota Cash Winter Wheat</b>			
	This Week	Last Week	Change
Cash bids	398-455	394-454	
Ave. price	430	424	6

Other crops	S.D. Ave.
Sunflower	1252
Oats	180
Milo	226
Millet	548

**Daily WINTER WHEAT Futures**  
Kansas City Board of Trade



**Daily SPRING WHEAT Futures**  
Minneapolis Grain Exchange



**SPRING WHEAT**  
SD Daily Ave. Cash v. Nearby Futures  
(September 2006 - Present time)



**WINTER WHEAT**  
SD Daily Ave. Cash v. Nearby Futures  
(September 2006 - Present time)



The South Dakota average price for spring wheat late this past week was \$4.77 per bushel, 7 cents lower than a week ago.

The South Dakota average price for winter wheat last this past week was \$4.30 per bushel, 6 cents higher than a week ago.

USDA's monthly supply and demand numbers from the most recent World Agricultural Supply and Demand Estimates report are summarized in a file that is linked below. For complete details, simply click on the link entitled, "Wheat Supply and Demand."

Wheat basis data and cash wheat price data for various regions of South Dakota is available by connecting with a link at the bottom of this page. To access the charts for your region of the state, just click on the links entitled "Spring wheat cash and basis charts" and "Winter wheat cash and basis charts". This basis information is compiled by the Economics Department at South Dakota State University.