

# Grain Market Review

(As of Friday, August 7, 2009)

*Alan R. May*  
**Extension Grain Marketing Specialist**  
**South Dakota State University**

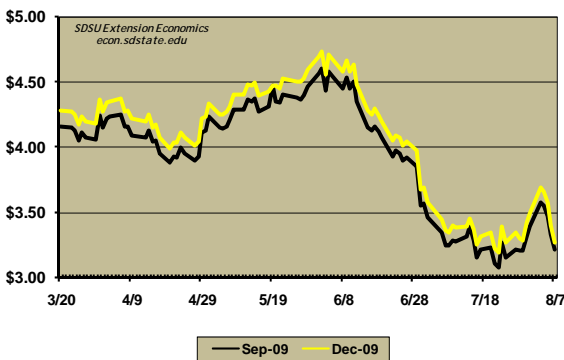
## CORN

<b>Chicago CORN Futures</b>			
Futures Month	This Week	Last Week	Week's Change
Sep	322	339	-17
Dec	327	349	-22
Mar	340	362	-22
May	349	372	-23
Jul	357	381	-24
Sep	365	387	-22
Dec	372	396	-24

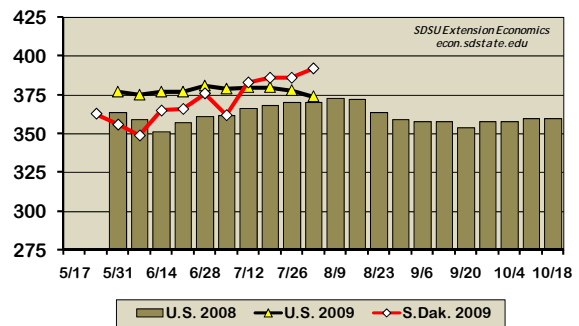
<b>South Dakota Cash Corn</b>			
	This Week	Last Week	Change
Cash bids	243-305	242-305	
Ave. price	286	285	1

Other crops	S.D. A ve.
Sunflower	1255
Oats	175
Milo	231
Millet	539

**Daily CORN Futures**  
Chicago Board of Trade

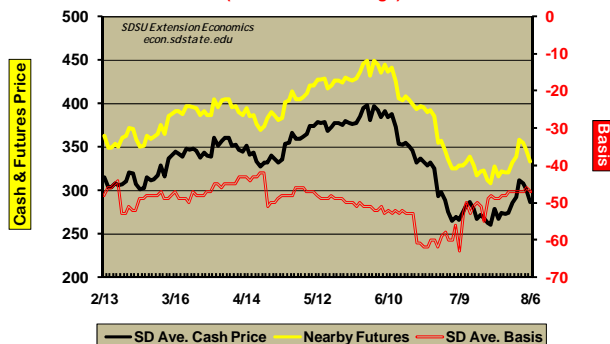


**CORN: Crop Condition Index**  
(as of August 2, 2009)

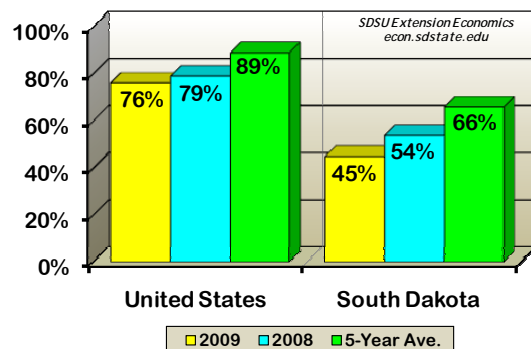


Source: USDA - National Agricultural Statistics Service

**CORN**  
Daily Cash - Futures - Basis  
(South Dakota Average)



**Corn: % Silking**  
(as of August 2, 2009)



Source: USDA - National Agricultural Statistics Service

The South Dakota average price for corn late this past week was \$2.86 per bushel, one cent higher than a week ago.

USDA's monthly supply and demand numbers from the most recent World Agricultural Supply and Demand Estimates report are summarized in a file that is linked below. For complete details, simply click on the link entitled, "Corn Supply and Demand."

Corn basis data and cash corn price data for various regions of South Dakota is available by connecting with a link at the bottom of this page. To access the charts showing the corn basis and cash prices for your region of the state, just click on the link entitled "Cash corn price and basis charts". This basis information is compiled by the Economics Department at South Dakota State University.

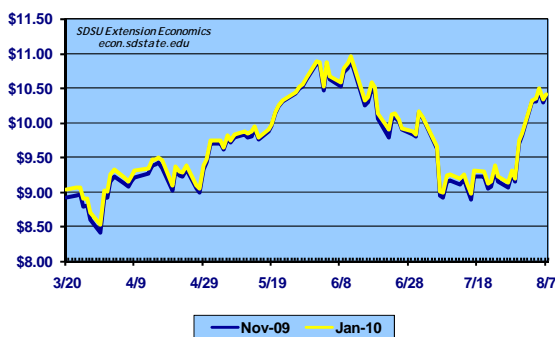
# SOYBEANS

<b>Chicago SOYBEAN Futures</b>			
Futures Month	This Week	Last Week	Week's Change
Aug	1185	1134	51
Sep	1091	1044	47
Nov	1039	982	57
Jan	1041	985	56
Mar	1035	981	54
May	1021	973	48

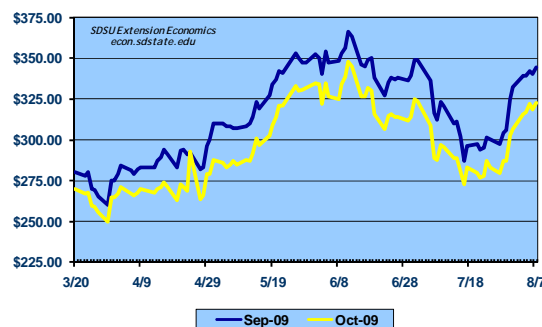
<b>South Dakota Cash Soybeans</b>			
	This Week	Last Week	Change
Cash bids	1078-1030	981-1049	
Ave. price	1078	1014	64

Other crops	S.D. Ave.
Sunflower	1255
Oats	175
Milo	231
Millet	539

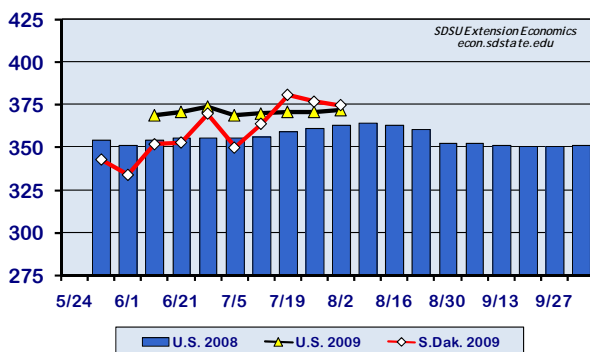
**Daily SOYBEAN Futures**  
Chicago Board of Trade



**Daily SOYBEAN MEAL Futures**  
Chicago Board of Trade

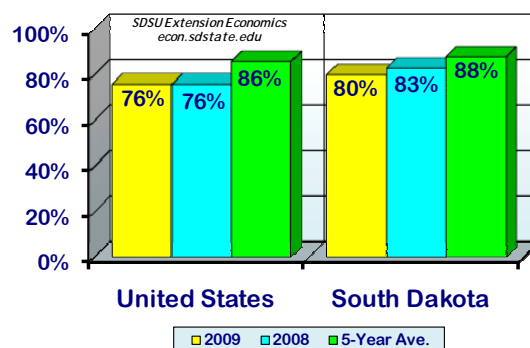


**SOYBEANS: Crop Condition Index**  
(as of August 2, 2009)



Source: USDA - National Agricultural Statistics Service

**Soybeans: % Blooming**  
(as of August 2, 2009)



Source: USDA - National Agricultural Statistics Service

The South Dakota average price for soybeans late this past week was \$10.78 per bushel, 64 cents higher than a week ago.

USDA's monthly supply and demand numbers from the most recent World Agricultural Supply and Demand Estimates report are summarized in a file that is linked below. For complete details, simply click on the link entitled, "Soybean Supply and Demand."

Soybean basis data and cash soybean price data for various regions of South Dakota is available by connecting with a link at the bottom of this page. To access the charts showing the soybean basis and cash prices for your region of the state, just click on the link entitled "Cash soybean price and basis charts". This basis information is compiled by the Economics Department at South Dakota State University.

# WHEAT

<b>Minneapolis WHEAT Futures</b>			
Futures Month	This Week	Last Week	Week's Change
Sep	573	605	-32
Dec	585	620	-35
Mar	601	635	-34
May	611	645	-34
Jul	621	653	-32

<b>Chicago WHEAT Futures</b>			
Futures Month	This Week	Last Week	Week's Change
Sep	489	528	-39
Dec	517	556	-39
Mar	536	574	-38
May	548	586	-38
Jul	559	597	-38

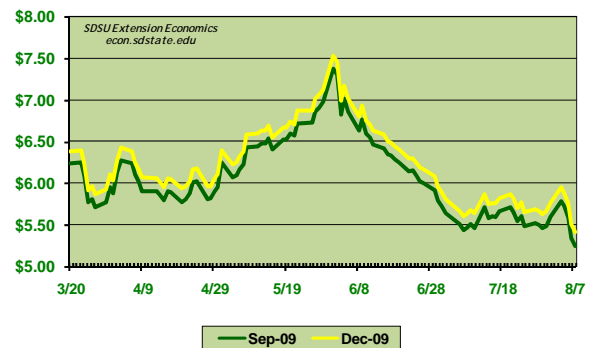
<b>Kansas City WHEAT Futures</b>			
Futures Month	This Week	Last Week	Week's Change
Sep	525	559	-34
Dec	542	576	-34
Mar	559	592	-33
May	570	603	-33
Jul	580	613	-33

<b>South Dakota Cash Spring Wheat</b>			
	This Week	Last Week	Change
Cash bids	461-576	495-570	
Ave. price	523	543	-20

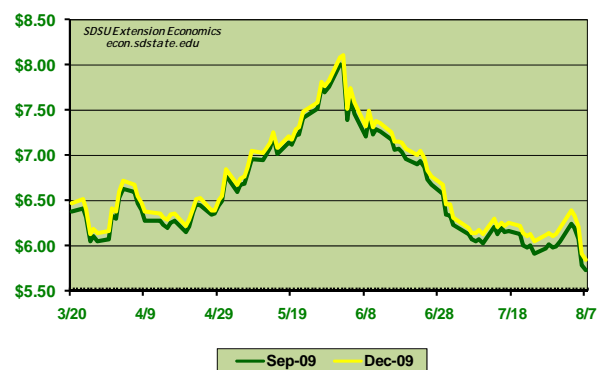
<b>South Dakota Cash Winter Wheat</b>			
	This Week	Last Week	Change
Cash bids	419-498	429-501	
Ave. price	462	476	-14

Other crops	S.D. Ave.
Sunflower	1255
Oats	175
Milo	231
Millet	539

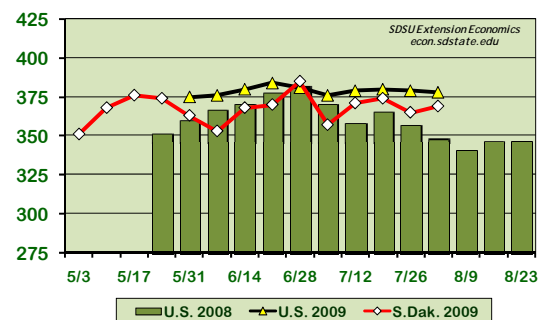
**Daily WINTER WHEAT Futures**  
Kansas City Board of Trade



**Daily SPRING WHEAT Futures**  
Minneapolis Grain Exchange

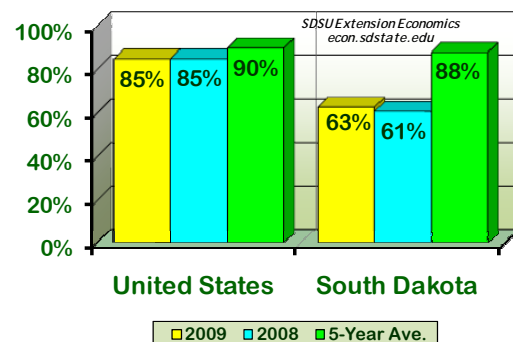


**SPRING WHEAT: Crop Condition Index**  
(as of August 2, 2009)



Source: USDA - National Agricultural Statistics Service

**Winter Wheat: % Harvested**  
(as of August 2, 2009)



Source: USDA - National Agricultural Statistics Service

The South Dakota average price for spring wheat late this past week was \$5.23 per bushel, 20 cents lower than a week ago.

The South Dakota average price for winter wheat last this past week was \$4.62 per bushel, 14 cents lower than a week ago.

USDA's monthly supply and demand numbers from the most recent World Agricultural Supply and Demand Estimates report are summarized in a file that is linked below. For complete details, simply click on the link entitled, "Wheat Supply and Demand."

Wheat basis data and cash wheat price data for various regions of South Dakota is available by connecting with a link at the bottom of this page. To access the charts for your region of the state, just click on the links entitled "Spring wheat cash and basis charts" and "Winter wheat cash and basis charts". This basis information is compiled by the Economics Department at South Dakota State University.