

Grain Market Review

(As of Friday, July 2, 2009)

Alan R. May
Extension Grain Marketing Specialist
South Dakota State University

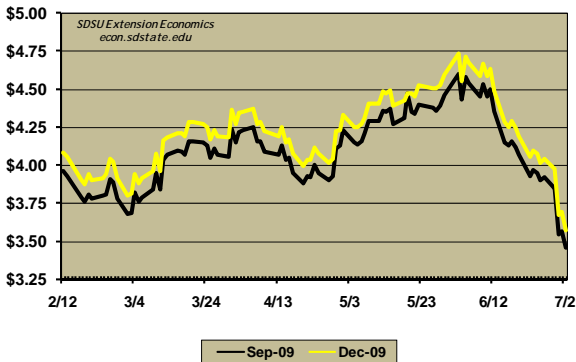
CORN

Chicago CORN Futures			
Futures Month	This Week	Last Week	Week's Change
Sep	346	392	-46
Dec	357	404	-47
Mar	371	416	-45
May	381	425	-44
Jul	390	431	-41
Sep	395	423	-28
Dec	400	416	-16

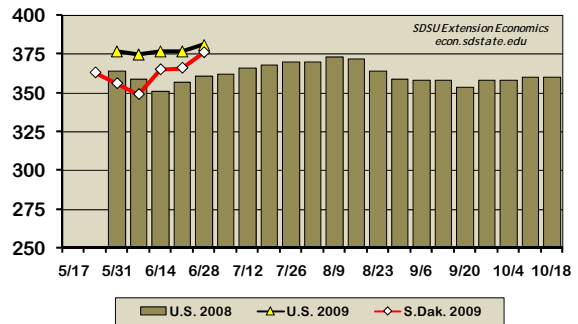
South Dakota Cash Corn			
	This Week	Last Week	Change
Cash bids	271-319	301-380	
Ave. price	298	332	-34

Other crops	S.D. Ave.
Sunflower	1359
Oats	199
Milo	261
Millet	592

Daily CORN Futures
Chicago Board of Trade

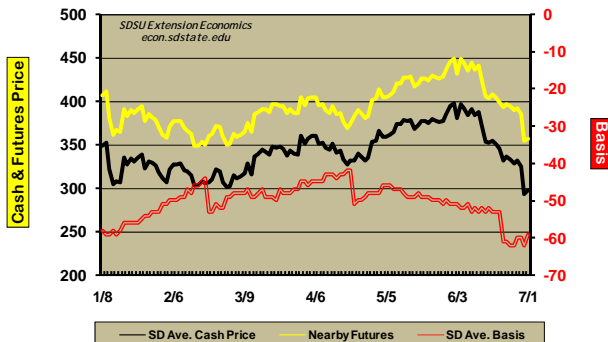


CORN: Crop Condition Index
(as of June 28, 2009)

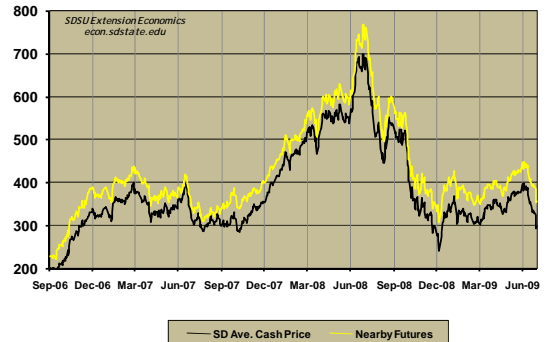


Source: USDA - National Agricultural Statistics Service

CORN
Daily Cash - Futures - Basis
(South Dakota Average)



CORN
SD Daily Ave. Cash v. Nearby Futures
(September 2006 - Present time)



The South Dakota average price for corn late this past week was \$2.98 per bushel, 34 cents lower than a week ago.

USDA's monthly supply and demand numbers from the most recent World Agricultural Supply and Demand Estimates report are summarized in a file that is linked below. For complete details, simply click on the link entitled, "Corn Supply and Demand."

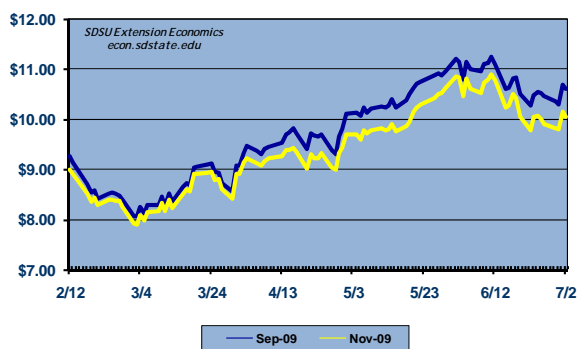
Corn basis data and cash corn price data for various regions of South Dakota is available by connecting with a link at the bottom of this page. To access the charts showing the corn basis and cash prices for your region of the state, just click on the link entitled "Cash corn price and basis charts". This basis information is compiled by the Economics Department at South Dakota State University.

SOYBEANS

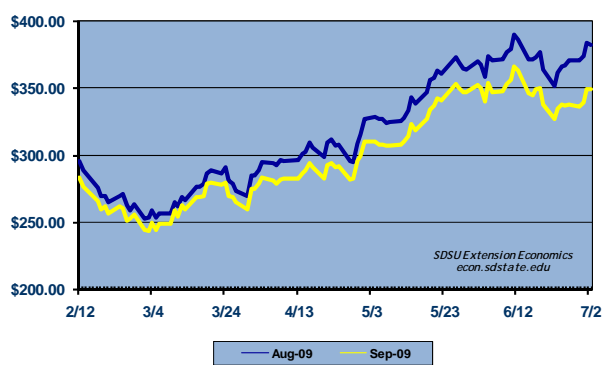
Chicago SOYBEAN Futures			
Futures Month	This Week	Last Week	Week's Change
Aug	1154	1128	26
Sep	1061	1046	15
Nov	1006	991	15
Jan	1008	992	16
Mar	1001	987	14
May	983	968	15

South Dakota Cash Soybeans			
	This Week	Last Week	Change
Cash bids	1123-1180	1081-1153	
Ave. price	1153	1124	29

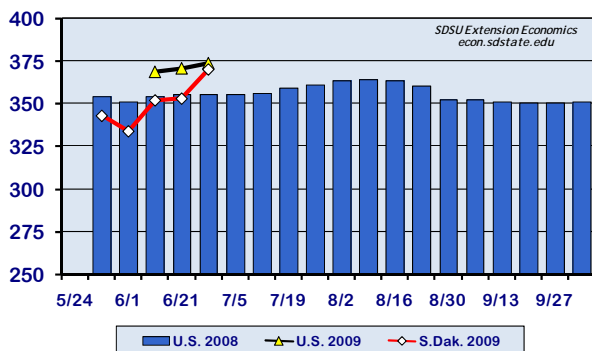
Daily SOYBEAN Futures
Chicago Board of Trade



Daily SOYBEAN MEAL Futures
Chicago Board of Trade

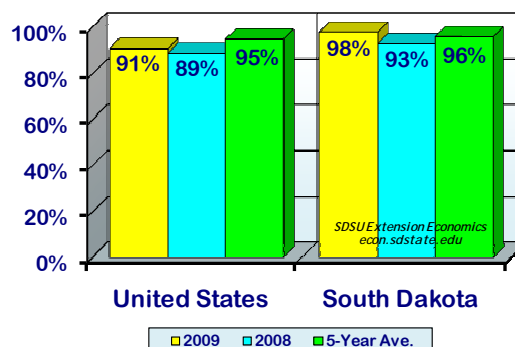


SOYBEANS: Crop Condition Index
(as of June 28, 2009)



Source: USDA - National Agricultural Statistics Service

Soybeans: % Emerged
(as of June 28, 2009)



Source: USDA - National Agricultural Statistics Service

The South Dakota average price for soybeans late this past week was \$11.53 per bushel, 19 cents higher than a week ago.

USDA's monthly supply and demand numbers from the most recent World Agricultural Supply and Demand Estimates report are summarized in a file that is linked below. For complete details, simply click on the link entitled, "Soybean Supply and Demand."

Soybean basis data and cash soybean price data for various regions of South Dakota is available by connecting with a link at the bottom of this page. To access the charts showing the soybean basis and cash prices for your region of the state, just click on the link entitled "Cash soybean price and basis charts". This basis information is compiled by the Economics Department at South Dakota State University.

WHEAT

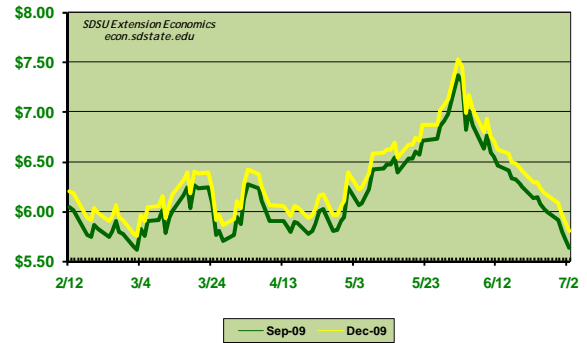
Minneapolis WHEAT Futures			
Futures Month	This Week	Last Week	Week's Change
Sep	618	667	-49
Dec	623	679	-56
Mar	632	689	-57
May	644	695	-51
Jul	650	697	-47

Chicago WHEAT Futures			
Futures Month	This Week	Last Week	Week's Change
Sep	529	534	-5
Dec	555	563	-8
Mar	573	587	-14
May	585	604	-19
Jul	595	616	-21

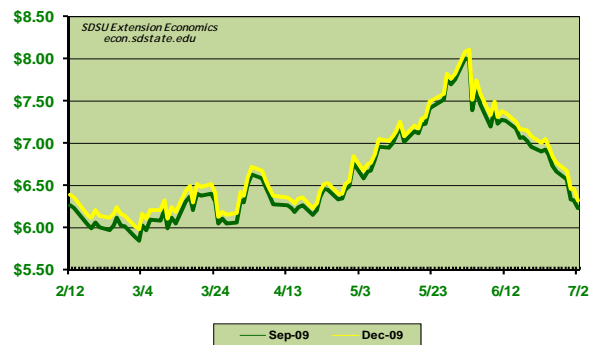
Kansas City WHEAT Futures			
Futures Month	This Week	Last Week	Week's Change
Sep	564	600	-36
Dec	581	617	-36
Mar	597	632	-35
May	607	640	-33
Jul	616	645	-29

South Dakota Cash Spring Wheat			
	This Week	Last Week	Change
Cash bids	533-675	572-680	
Ave. price	588	624	-36
South Dakota Cash Winter Wheat			
	This Week	Last Week	Change
Cash bids	463-560	475-560	
Ave. price	502	525	-23

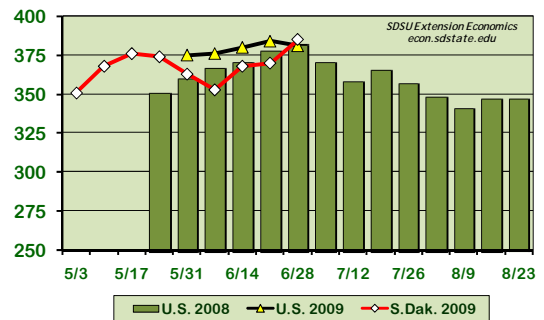
Daily WINTER WHEAT Futures
Kansas City Board of Trade



Daily SPRING WHEAT Futures
Minneapolis Grain Exchange

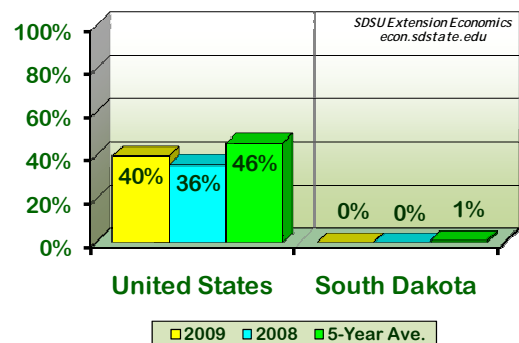


SPRING WHEAT: Crop Condition Index
(as of June 28, 2009)



Source: USDA - National Agricultural Statistics Service

Winter Wheat: % Harvested
(as of June 28, 2009)



Source: USDA - National Agricultural Statistics Service

The South Dakota average price for spring wheat late this past week was \$5.88 per bushel, 36 cents lower than a week ago.

The South Dakota average price for winter wheat last this past week was \$5.02 per bushel, 23 cents lower than a week ago.

USDA's monthly supply and demand numbers from the most recent World Agricultural Supply and Demand Estimates report are summarized in a file that is linked below. For complete details, simply click on the link entitled, "Wheat Supply and Demand."

Wheat basis data and cash wheat price data for various regions of South Dakota is available by connecting with a link at the bottom of this page. To access the charts for your region of the state, just click on the links entitled "Spring wheat cash and basis charts" and "Winter wheat cash and basis charts". This basis information is compiled by the Economics Department at South Dakota State University.